

Planning Dashboard


Generated Date: 2023-10-19



Projects: All Projects Resources: All Resources Group By: Resource Start: 2023-10-01 Finish: 2024-03-31 Show: Planned Percentage of Capacity


Planned Hours Summary for October 2023

Key Statistics




89%

Resources Planned (17/19)



69%

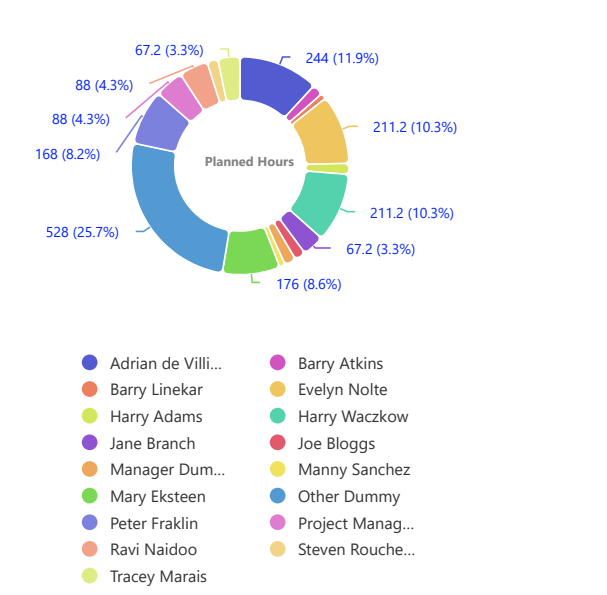
Projects Planned (11/16)



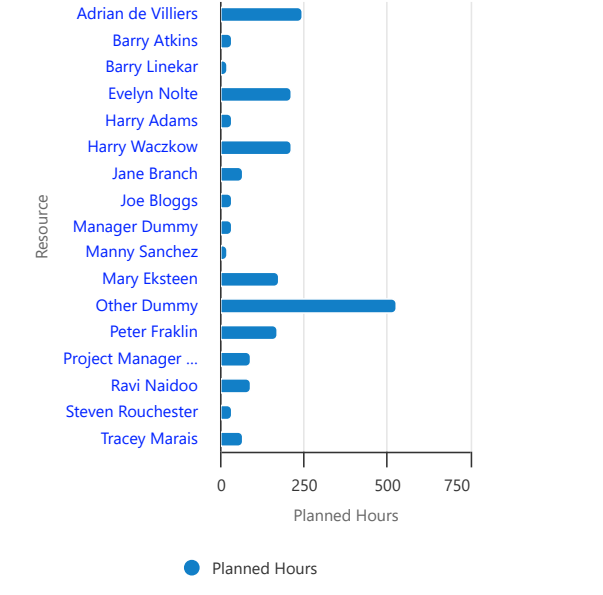
78%

Capacity Planned (2054/2640)

Planned Hours by Resource

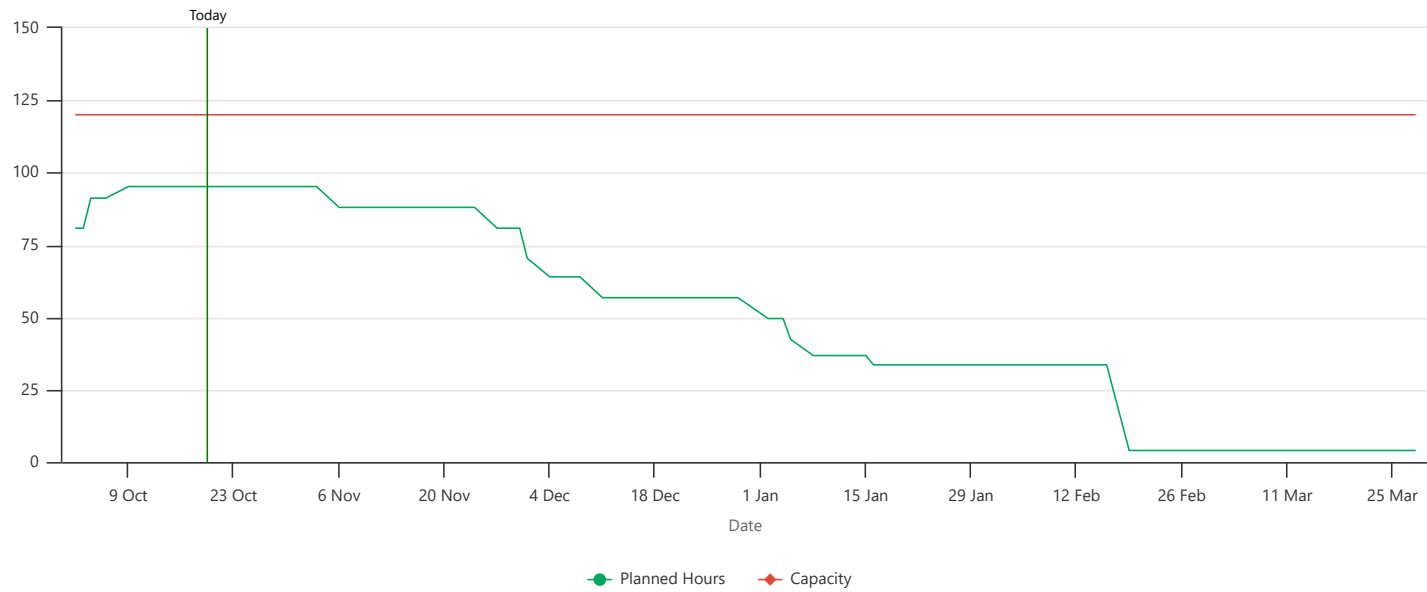


Planned Hours by Resource

























Planned Hours Detail for October 2023 to March 2024

Planned Hours vs. Capacity



Planned Percentage of Capacity Heatmap by Resource

Resource	Oct 2023	Nov 2023	Dec 2023	Jan 2024	Feb 2024	Mar 2024
 Adrian de Villiers	139%	107%	100%	57%	50%	50%
 Barry Atkins	19%	20%	1%	0%	0%	0%
 Barry Linekar	0%	0%	0%	0%	0%	0%
 Evelyn Nolte	120%	99%	66%	12%	0%	0%
 Harry Adams	19%	20%	1%	0%	0%	0%
 Harry Waczkow	120%	99%	66%	12%	0%	0%
 Jane Branch	38%	40%	1%	0%	0%	0%
 Joe Bloggs	19%	20%	1%	0%	0%	0%
 MD Manager Dummy	0%	0%	0%	0%	0%	0%
 Manny Sanchez	10%	10%	10%	2%	0%	0%
 Mary Eksteen	100%	100%	100%	9%	0%	0%
 OD Other Dummy	0%	0%	0%	0%	0%	0%
 Peter Fraklin	95%	91%	0%	0%	0%	0%
 PD Project Manager Dummy	0%	0%	0%	0%	0%	0%
 Ravi Naidoo	50%	50%	16%	0%	0%	0%
 Steven Rouchester	19%	20%	1%	0%	0%	0%
 Tracey Marais	38%	40%	1%	0%	0%	0%
Total	90%	84%	57%	36%	20%	4%

 0%
  <50%
  <75%
  <100%
  100% +